Optimality

www.opt.reapress.com

Opt. Vol. 2, No. 4 (2025) 233–251.

Paper Type: Original Article

A Technical Review on the Conventional Analytical Techniques for Optimal Load Flow Investigation on Distribution Feeder Systems Network

Kelechi Nworah[1], Eyo Sunday Abi[2], Imoh Ime Ekanem[3,*]

[1] Department of Electrical/Electronic Engineering, University of Port Harcourt, Rivers State, Nigeria; kelechi_nworah@uniport.edu.ng.

[2] Department of Electrical/Electronic Engineering, University of Cross River State, Calabar, Cross River State, Nigeria; Eyoabia4@gmail.com.

[3] Department of Mechanical Engineering Technology, Akwa Ibom State Polytechnic, Ikot Osurua, Nigeria; imoh.ekanem@akwaibompoly.edu.ng.

Citation:

Received: 03 March 2025 *Revised: 14 May 2025* *Accepted: 01 August 2025*	Nworah, K., Sunday Abi, E., & Ime Ekanem. I. (2025). A technical review on the conventional analytical techniques for optimal load flow investigation on distribution feeder systems network. *Optimality*, 2(4), 233-251.

Abstract

This technical review provides a comprehensive overview of conventional analytical techniques employed for Optimal Load Flow (OLF) investigation in distribution feeder systems. OLF is crucial for efficient power network operation, especially given the unique challenges of radial or weakly meshed distribution networks, Distributed Generation (DG), and dynamic load profiles. The review details the methodologies, advantages, and limitations of four key conventional methods: Newton-Raphson, Fast Decoupled Load Flow and Gauss-Seidel. While Newton-Raphson offers accuracy and fast convergence, its computational intensity can be a drawback for large systems. The Fast Decoupled Load Flow provides a quicker alternative with potential accuracy trade-offs. The Gauss-Seidel method is simple but suffers from slow and unreliable convergence. The Backward/Forward Sweep method is highlighted as particularly efficient and robust for radial distribution systems due to its non-matrix inversion approach. The study also investigates critical challenges in distribution OLF, voltage regulation, DG integration, load variability, feeder reconfiguration, and loss minimization. The conclusion emphasizes that while these conventional methods form a foundational basis, future advancements often involve their integration with advanced optimization algorithms and uncertainty management techniques to address the increasing complexities of modern smart grids.

Keywords: Optimal load flow, Distribution feeder, Conventional analytical techniques, Systems network.

1 | Introduction

The fundamental computation needed to ascertain the properties of the steady-state situation in which electrical transmission networks typically function is known as power flow [1]. Finding the power production

Corresponding Author: imoh.ekanem@akwaibompoly.edu.ng

https://doi.org/10.22105/opt.vi.70

Licensee System Analytics. This article is an open access article distributed under the terms and conditions of the Creative Commons Attribution (CC BY) license (http://creativecommons.org/licenses/by/4.0).

system's steady-state operating characteristics for a certain set of loads is the goal of power-flow calculations. In order to determine the active and reactive power flows, as well as the magnitude and phase angle of the bus voltages at each bus in a given power system configuration, power flow calculations are performed[2]. The typical steady-state behaviour of a load is to be unaffected by the slight fluctuations in voltage and frequency, as long as the active and reactive power requirements remain constant. Power stations in a three-phase Alternating Current (AC) system transmit active power (P) and reactive power (Q) to loads via transmission lines and buses in the network. Generators situated at generating buses supply these powers. Power-flow or load-flow studies are important for planning future expansion of power systems as well as in determining the best operation of existing systems [3]. A power flow study is a steady state analysis that aims to ascertain the voltages, currents, actual and reactive power flows in a system under certain load conditions. Power flow studies serve the objective of proactively strategizing and considering several hypothetical scenarios [4]. For instance, if a transmission line has to be disconnected for repair, the other lines in the system should be able to accommodate the necessary loads without surpassing their rated capacities. By analyzing the flow of power through the network, potential bottlenecks, voltage fluctuations, and other issues that may impact the performance of the system can be identified [5], [6]. Optimal Load Flow (OLF) study is essential in distribution feeder lines for several reasons.

I. It helps in determining the optimal operating conditions of the system, which can lead to cost savings and improved efficiency. By optimizing the distribution of power, utilities can reduce losses and improve the overall performance of the system [7].

II. OLF study can help in identifying potential issues in the system, such as voltage violations or overloading of equipment. By simulating different operating scenarios, impending hitches can be identified and corrective actions taken to prevent system failure [8].

III. OLF study can also help in planning for future expansion of the distribution system. By analyzing the impact of new loads or generation sources on the system, the optimal configuration of the system can be determined to accommodate future growth.

This information is crucial for making informed decisions about how to optimize the distribution of power, reduce losses, and improve overall efficiency. Distribution feeder line faces several challenges that makes it particularly important to conduct an OLF study. One of the main issues is the high demand for power in the region, which can lead to overloading of the feeder line and voltage instability[9]. Additionally, the presence of renewable energy sources, such as solar panels and wind turbines, can further complicate the distribution of power and require careful coordination to ensure that the system remains stable.

2 | Historical Development of Load Flow Study

The concept of load flow analysis dates back to the early 20th century when power systems were first developed. Initially, load flow studies were conducted manually using hand calculations and graphical methods. However, with the advancement of computer technology in the mid-20th century, numerical methods were developed to solve complex power flow equations efficiently [10]. One of the key milestones in the development of OLF studies was the introduction of the Newton-Raphson method in the 1960s. This iterative numerical technique revolutionized power system analysis by allowing for the simultaneous solution of multiple non-linear equations, making it possible to analyze large and complex power systems [11]. Over the years, researchers and engineers have continued to refine and improve load flow analysis techniques, leading to the development of Optimal Power Flow (OPF) studies. OPF studies take into account additional factors such as generator dispatch, reactive power control, and network constraints to optimize the operation of power systems and minimize operating costs [12]. Today, OLF studies play a critical role in the planning and operation of distribution feeder lines. By accurately predicting power flow and voltage levels, these studies help utilities optimize their grid operations, reduce losses, and improve system reliability. Additionally, with the increasing integration of renewable energy sources and smart grid technologies, OLF studies are becoming even more important in ensuring the efficient and sustainable operation of power systems. The OLF study

of distribution feeder line is a critical aspect of power system analysis and planning. This study aims to determine the optimal operating conditions of the feeder line in order to ensure reliable and efficient power transmission. The historical development of this study have been shaped by advancements in power system analysis techniques and the need for improved grid performance. The distribution feeder line is a key component of the power distribution network in which plays a crucial role in supplying electricity to residential, commercial, and industrial consumers. In order to ensure the reliable operation of feeder lines, it is essential to conduct regular load flow studies to analyze the flow of power and voltage levels along the line [13]. The history of OLF studies can be traced back to the early days of power system analysis. In the past, load flow studies were conducted using manual calculations and simplified models of the power system. However, with the advent of computer technology and advanced software tools, load flow studies have become more sophisticated and accurate [14]. In recent years, the development of OLF studies has been further enhanced by the integration of renewable energy sources and smart grid technologies. These advancements have introduced new challenges and opportunities for power system analysis, requiring the development of innovative solutions to optimize the operation of the feeder line. OLF studies involves the analysis of power flow, voltage levels, and losses in a distribution feeder line to determine the optimal operating conditions that minimize losses and ensure voltage stability [15]. As power systems continue to evolve, OLF studies will remain a critical tool for utilities in managing their distribution feeder lines effectively.

3 | Advancement/Key Milestones on Optimal Load Flow Study

OLF analysis plays a crucial role in ensuring the efficient operation of power distribution feeder lines. By accurately predicting the flow of power through the network, utilities can optimize their operations, reduce losses, and improve reliability. In recent years, significant advancements have been made in this field, leading to key milestones that have enhanced the performance and capabilities of OLF analysis tools. Some of the key recent milestones in OLF analysis are highlighted below:

I. The development of advanced algorithms and computational techniques: These advancements have enabled utilities to model complex distribution systems with greater accuracy and efficiency. For example, the use of advanced optimization algorithms such as genetic algorithms and particle swarm optimization has allowed for the rapid solution of large-scale load flow problems, leading to more accurate and reliable results [16].

II. The integration of real-time data and advanced sensors into distribution systems: By incorporating data from smart meters, phasor measurement units, and other advanced sensors, utilities can now monitor and control their distribution networks in real-time, allowing for more dynamic and responsive load flow analysis. This real-time data integration has significantly improved the accuracy and reliability of load flow predictions, leading to more efficient and resilient distribution systems [17].

III. The advancements in communication and control technologies: The development of advanced communication protocols and control systems has enabled utilities to remotely monitor and control their distribution networks, allowing for more proactive and efficient load flow management [18]. By integrating these technologies into load flow analysis tools, utilities can now optimize their operations in real-time, leading to improved performance and reliability.

IV. The recent advancements in OLF analysis have led to key milestones that have significantly enhanced the performance and capabilities of power distribution feeder lines. By leveraging advanced algorithms, real-time data integration, and communication technologies, utilities can now optimize their operations more effectively, reduce losses, and improve reliability. These advancements represent a significant step forward in the field of power distribution, and will continue to drive innovation and improvement in the years to come.

4 | Recent Trends In Load Flow Analysis on Power Distribution Feeder Lines

Load flow analysis is a crucial aspect of power distribution systems, as it helps in determining the flow of power through feeder lines and ensures the efficient operation of the system. In recent years, there have been several trends in load flow analysis on power distribution feeder lines that have emerged, with the aim of improving the accuracy and efficiency of the analysis process. Some of the recent trends in load flow analysis are stated below:

I. The use of advanced computational algorithms and software tools: These tools utilize complex mathematical models and algorithms to simulate the behavior of power distribution systems under different operating conditions. These advanced tools can accurately predict the flow of power through feeder lines and identify potential issues before they occur [19].

II. The integration of renewable energy sources into power distribution systems: With the increasing adoption of renewable energy sources such as solar and wind power, it has become essential to incorporate these sources into load flow analysis to ensure the stability and reliability of the system. By analyzing the impact of renewable energy sources on feeder lines can aid the optimization and the distribution of power and minimize the risk of overloading [20].

III. The trend towards smart grid technology has also influenced load flow analysis on power distribution feeder lines: Smart grid technology enables real-time monitoring and control of power distribution systems, allowing engineers to make informed decisions to optimize the flow of power through feeder lines. Integrating smart grid technology into load flow analysis can improve the efficiency and reliability of power distribution systems [21].

Recent trends in load flow analysis on power distribution feeder lines have focused on utilizing advanced computational algorithms, integrating renewable energy sources, and incorporating smart grid technology. These trends have the potential to enhance the accuracy and efficiency of load flow analysis, ultimately leading to a more reliable and sustainable power distribution system. Staying abreast of these trends and incorporating them into their analysis processes can ensure the optimal operation of power distribution feeder lines.

5 | Applications of Load Flow Analysis

Load flow analysis is a crucial tool in power system analysis, used to determine the steady-state operating conditions of a power system. It involves calculating the flow of power through the network, taking into account the various components such as generators, transformers, transmission lines, and loads. The results of load flow analysis provide valuable information for system planning, operation, and control. The key applications of load flow analysis are:

I. System planning: By analyzing the flow of power through the network will help determine the capacity of the system and identify potential bottlenecks. This information is essential for designing new power systems or expanding existing ones (see *Fig. 1*). Load flow analysis also helps in determining the optimal placement of new generators and transmission lines to ensure efficient and reliable operation of the system [22].

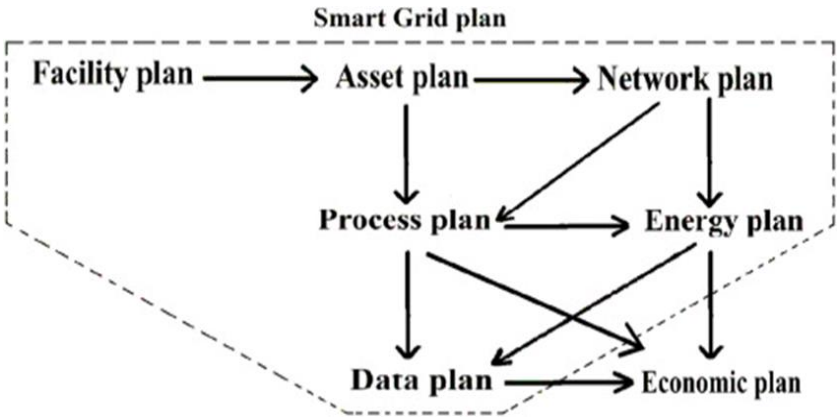

Fig. 1. Power distribution system planning framework [23].

II. System operation: By continuously monitoring the flow of power through the network, operators can detect any abnormalities or overloads in real-time. This allows for timely corrective actions to be taken, such as adjusting generator outputs or reconfiguring the network to maintain system stability (see *Fig. 2*). Load flow analysis is therefore essential for ensuring the reliable and secure operation of power systems [23].

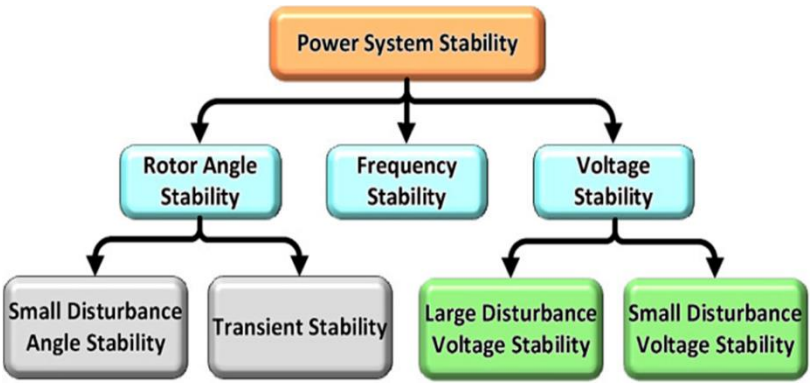

Fig. 2. Power system operation stability [25].

III. The integration of renewable energy sources into the grid: With the increasing penetration of renewable energy sources such as wind and solar power, it is important to assess the impact of these sources on the overall system (see *Fig. 3*). Load flow analysis helps in determining the optimal integration of renewable energy sources, taking into account factors such as variability and intermittency. This information is essential for ensuring the stability and reliability of the grid as more renewable energy sources are added [24].

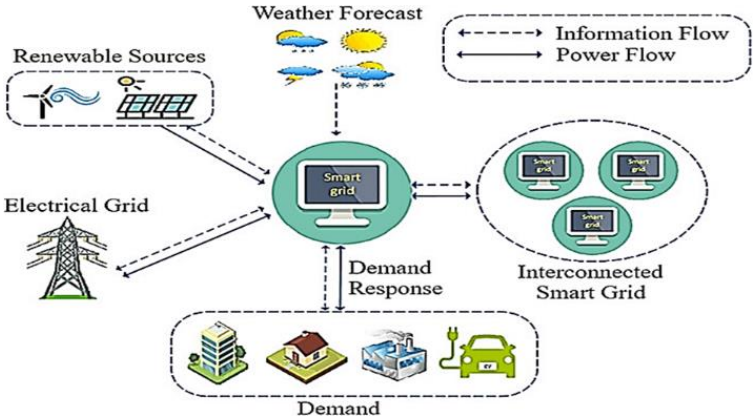

Fig. 3. Integration of renewable energy in microgrids and smart grids [27].

Load flow analysis is a powerful tool with various applications in power system analysis. From system planning to operation and integration of renewable energy sources, load flow analysis provides valuable insights for operators. Utilizing load flow analysis, power systems can be designed, operated, and controlled more efficiently and reliably.

5.1 | Applications of Load Flow Analysis in Power Distribution Feeder Lines

Feeder lines are the backbone of power distribution systems, carrying electricity from substations to end users. The proper operation and management of feeder lines is essential for ensuring the reliable and efficient delivery of electricity to consumers [25]. Load flow analysis plays a key role in this process by providing valuable insights into the performance of feeder lines under different operating conditions. Some of the primary applications of load flow analysis in power distribution feeder lines are highlighted as follows:

I. The determination of voltage profiles: Voltage levels along feeder lines must be maintained within specified limits to ensure the proper functioning of electrical equipment and to prevent damage to the system. Load flow analysis helps in predicting voltage levels at different points along the feeder line under varying load conditions. Analyzing these voltage profiles will help in identifying potential voltage violations and take corrective actions to mitigate them [26].

II. The assessment of power losses: Power losses occur in feeder lines due to resistance in the conductors and other components of the system. These losses can have a significant impact on the efficiency of the distribution system and can result in increased operating costs. Load flow analysis allows for calculation on power losses in feeder lines and to optimize the system design to minimize these losses. By reducing power losses, utilities can improve the overall efficiency of their distribution systems and reduce energy costs for consumers [27].

III. The planning and design of new systems or the expansion of existing systems: Simulating different operating scenarios and analyzing the performance of feeder lines under various conditions can optimize the design of the system to meet the expected load requirements and to ensure reliable operation. Load flow analysis helps to identify potential bottlenecks in the system and to determine the optimal placement of equipment such as transformers and capacitors to improve system performance [28].

Load flow analysis is a valuable tool in the analysis and optimization of power distribution feeder lines. Providing insights into voltage profiles, power losses, and system performance, load flow analysis helps to ensure the reliable and efficient operation of distribution systems. The applications of load flow analysis in power distribution feeder lines are essential for the planning, design, and operation of modern electrical grids.

5.2 | Factors Affecting the Performance of Load Flow in Power Distribution Feeder Lines

The performance of load flow analysis in power distribution feeder lines can be affected by various factors. Some of the major factors that can affect the performance of load flow analysis in power distribution feeder lines are outlined as follows:

I. Complexity of the system: As the number of nodes and branches in the system increases, the computational complexity of the load flow analysis also increases. This can lead to longer computation times and potentially inaccurate results. Therefore, it is important to consider the complexity of the system when performing load flow analysis [29].

II. The presence of non-linear elements in the system: Non-linear elements such as transformers, voltage regulators, and shunt capacitors can introduce complexities in the load flow analysis process. These non-linear elements can cause convergence issues and inaccuracies in the results. Therefore, it is important to properly model these non-linear elements in the load flow analysis to ensure accurate results [30].

III. The presence of unbalanced loads in the system: Unbalanced loads can lead to unbalanced voltages and currents in the system, which can impact the accuracy of the load flow analysis results. Therefore, it is important to consider the presence of unbalanced loads when performing load flow analysis in power distribution feeder lines [31].

IV. The accuracy of the data used in the load flow analysis can also impact its performance: Inaccurate data such as incorrect line parameters, load profiles, and generation schedules can lead to inaccurate load flow analysis results. Therefore, it is important to ensure the accuracy of the data used in the load flow analysis to obtain reliable results [32].

The performance of load flow analysis in power distribution feeder lines can be affected by various factors such as the complexity of the system, the presence of non-linear elements, unbalanced loads, and the accuracy of the data. By considering these factors and properly addressing them, the performance of load flow analysis in power distribution feeder lines can be improved, leading to more reliable and accurate results.

5.3 | Advantages of Load Flow Analysis in Power Distribution Feeder Lines

Load flow analysis is a crucial tool in the field of power distribution engineering, particularly in the analysis of feeder lines. This analysis helps in determining the steady-state operating conditions of a power system, including voltage levels, power flows, and losses. Advantages of load flow analysis include

I. Its ability to identify potential issues in the power distribution system before they occur: By simulating different operating conditions, voltage drops, overloads, and other problems that may arise in the system can be predicted. This allows for proactive maintenance and planning, reducing the risk of power outages and equipment failures [33].

II. Its ability to optimize the operation of the power distribution system: By adjusting parameters such as transformer tap settings, capacitor placements, and load shedding strategies, efficiency and reliability of the system can be improved. This can lead to cost savings for utilities and improved service for customers [34].

III. Load flow analysis also helps in the design of new power distribution systems: By simulating different scenarios, helps determine the optimal configuration of feeders, transformers, and other components to meet the required load demand. This ensures that the system is designed to operate efficiently and reliably under various conditions [35].

Load flow analysis is a valuable tool in the analysis and design of power distribution feeder lines. Its ability to predict and prevent issues, optimize system operation, and aid in system design make it an essential tool for power distribution. Utilizing load flow analysis, utilities can improve the reliability and efficiency of their power distribution systems, ultimately benefiting both the utility and its customers.

5.4 | Disadvantages of Load Flow Analysis in Power Distribution Feeder Lines

There are several disadvantages associated with load flow analysis, they include:

I. The complexity of the calculations involved: Power distribution feeder lines are typically radial systems with multiple branches and loops, which can make it challenging to accurately model and analyze the system using load flow analysis. This complexity can lead to errors in the analysis, which can result in inaccurate results and potentially unsafe operating conditions [36].

II. The assumption of constant power factor: Load flow analysis typically assumes a constant power factor for all loads in the system, which may not always be the case in practice. In reality, power factor can vary significantly across different loads, which can lead to inaccuracies in the analysis results [37].

III. They may not take into account the dynamic behaviour of the system, such as voltage fluctuations and transient stability issues: This can be particularly problematic in power distribution feeder lines, where the system is subject to frequent changes in load and operating conditions. Without considering these dynamic effects, load flow analysis may not provide a complete picture of the system's behaviour [38].

IV. Load flow analysis may not account for the presence of Distributed Generation (DG) and renewable energy sources in power distribution feeder lines: With the increasing integration of renewable energy sources into the grid, the traditional load flow analysis may not be able to accurately model the impact of these sources on the system. This can lead to suboptimal operation and planning decisions, as well as potential reliability issues [39].

While load flow analysis is a valuable tool in power system analysis, it has several disadvantages when applied to power distribution feeder lines. The complexity of the calculations, the assumption of constant power factor, the lack of consideration for dynamic behavior, and the inability to account for DG are some of the key limitations of load flow analysis in this context.

5.5 | Key Components of Load Flow Analysis

Load flow analysis is a crucial aspect of power system operation, especially in distribution feeder lines. It involves the calculation of voltage magnitudes and phase angles at various points in the system to ensure that power is delivered efficiently and reliably to consumers [40]. The key components of load flow in distribution feeder lines and the importance of conducting thorough analysis to optimize system performance are stated as follows:

I. Modeling of the system: This involves representing the various components of the feeder line, such as transformers, switches, and loads, in a mathematical form that can be solved using numerical techniques. Accurate modeling is essential for obtaining reliable results from the load flow analysis [41].

II. Consideration of load characteristics: Different types of loads, such as resistive, inductive, and capacitive loads, have different effects on the voltage profile of the feeder line. Accurately modeling the load characteristics will help determine the impact of different types of loads on system performance and make informed decisions about system operation [42].

III. Voltage regulation: Voltage regulation refers to the ability of the system to maintain voltage within acceptable limits under varying load conditions. Poor voltage regulation can lead to voltage fluctuations, which can damage equipment and disrupt power supply to consumers [43].

Load flow analysis is a critical aspect of power system operation, especially in distribution feeder lines. By accurately modeling the system, considering load characteristics, and analyzing voltage regulation, the system performance can be optimized to ensure reliable power supply to consumers. Conducting thorough load flow analysis is essential for maintaining system stability and efficiency in distribution feeder lines.

6 | Characteristics of Load Flow Analysis Using Newton-Raphson Method

One of the most widely used methods for load flow analysis is the Newton-Raphson method. This method is based on the principle of iterative solution of nonlinear equations and is known for its efficiency and accuracy in solving power flow equations [44]. Some of the key characteristics of the Newton-Raphson method are stated as follows:

I. Its ability to handle both balanced and unbalanced power systems: In a balanced system, the method converges quickly and efficiently, providing accurate results. However, in an unbalanced system, where the power flow equations are nonlinear and complex, the Newton-Raphson method is still able to converge to a solution, albeit with more iterations [45].

II. Its ability to handle both radial and meshed power systems: In a radial system, where power flows in one direction from the source to the load, the method converges quickly and provides accurate results. In a meshed system, where power flows in multiple directions through interconnected nodes, the method is still able to converge to a solution by considering the network as a whole [46].

III. Its robustness and stability: It is able to handle a wide range of operating conditions, including contingencies such as line outages and generator failures. The method is also able to handle voltage control devices such as tap changers and shunt capacitors, ensuring that the power system remains stable and within acceptable operating limits [47].

The Newton-Raphson method is a powerful tool for load flow analysis in power systems. Its ability to handle both balanced and unbalanced systems, radial and meshed systems, as well as contingencies and voltage control devices, makes it a versatile and reliable method for power system analysis. Its efficiency, accuracy, and stability make it a preferred choice for engineers and researchers in the field of power systems.

6.1 | Advantages of Newton Raphson Method for Load Flow Analysis in Power Distribution Feeder Lines

The Newton-Raphson method is a powerful numerical technique used in load flow analysis for power distribution feeder lines. This method offers several advantages over other methods. The advantages of the Newton-Raphson method are:

I. Its ability to converge quickly and efficiently to a solution: This is crucial in load flow analysis, where accurate and timely results are essential for ensuring the stability and reliability of the power distribution system. The method's iterative nature allows for rapid convergence, making it a valuable tool for analyzing complex feeder networks with multiple loads and sources [48].

II. Its ability to handle non-linearities in the power system equations: Power distribution systems are inherently non-linear, with voltage magnitudes and phase angles varying across the network. The Newton-Raphson method is well-suited for solving these non-linear equations, providing accurate results even in the presence of voltage constraints, tap changers, and other non-linear elements [49].

III. It is highly flexible and can be easily adapted to different types of power distribution systems: Whether analyzing radial or meshed networks, balanced or unbalanced conditions, the method can be applied with minimal modifications, making it a versatile tool for power system analysis [50].

The Newton-Raphson method offers several advantages for load flow analysis in power distribution feeder lines. Its fast convergence, ability to handle non-linearities, and flexibility makes it a valuable tool for power system engineers and researchers. Utilizing this method ensures the stability and reliability of power distribution systems, ultimately leading to a more efficient and sustainable energy infrastructure.

6.2 | Disadvantages of Newton Raphson Method for Load Flow Analysis in Power Distribution Feeder Lines

The most commonly used methods for load flow analysis is the Newton Raphson method. While this method is widely used and has proven to be effective in many cases, it also comes with its own set of disadvantages, especially when applied to power distribution feeder lines. The following are the disadvantages of the Newton Raphson method for load flow analysis in power distribution feeder lines:

I. Computational complexity: The method involves solving a set of non-linear equations iteratively, which can be time-consuming and computationally intensive, especially for large power distribution systems with a high number of nodes and branches. This can lead to longer computation times and increased computational resources, which may not always be feasible in real-time applications [51].

II. Its sensitivity to the initial guess values: The method requires an initial guess for the voltage magnitudes and phase angles at each node in the system, and the convergence of the method is highly dependent on the accuracy of these initial guess values. If the initial guess values are not close enough to the actual solution, the method may fail to converge or converge to a local minimum, leading to inaccurate results [52].

III. It may also encounter convergence issues in cases where the power distribution feeder lines have high impedance or are heavily loaded: In such scenarios, the method may struggle to converge or may require a large number of iterations to reach a solution, which can further increase the computational burden and time required for the analysis.

While the Newton Raphson method is a powerful tool for load flow analysis in power distribution systems, it is not without its limitations, especially when applied to feeder lines. The method's computational complexity, sensitivity to initial guess values, and convergence issues in certain scenarios can pose challenges and limitations in practical applications. Therefore, it is important for researchers and practitioners to be aware of these disadvantages and consider alternative methods or techniques for load flow analysis in power distribution feeder lines.

7 | Characteristics of Load Flow Analysis Using Gauss Seidel Method

Another method used for load flow analysis is the Gauss Seidel method, which is an iterative technique for solving a system of nonlinear equations. The Gauss Seidel method is a popular technique for solving power flow equations in distribution systems due to its simplicity and efficiency. It is an iterative method that updates the voltage magnitudes and angles of each bus in the system until convergence is achieve [53]. The method is based on the principle of solving one equation at a time, using the most recently updated values of the variables. Some of the key characteristics of load flow analysis using the Gauss Seidel method are outlined as follows:

I. Its ability to handle complex distribution systems with multiple feeders and interconnected buses. The method can be applied to radial as well as meshed distribution systems, making it versatile and suitable for a wide range of applications. Additionally, the Gauss Seidel method is computationally efficient and can converge to a solution quickly, especially for systems with a large number of buses [54].

II. Its ability to handle both balanced and unbalanced systems. In distribution systems, unbalanced conditions can occur due to asymmetrical loads, faults, or other disturbances. The Gauss Seidel method can be modified to account for unbalanced conditions by solving separate sets of equations for each phase, ensuring accurate results even in complex scenarios [55].

III. It is robust and stable, making it a reliable choice for load flow analysis in power distribution feeder lines. The method can handle voltage constraints, line losses, and other system constraints effectively, providing valuable insights into the operating conditions of the system [56].

Load flow analysis using the Gauss Seidel method offers several key characteristics that make it a valuable tool for analyzing power distribution feeder lines. Its versatility, efficiency, and ability to handle complex and unbalanced systems make it a popular choice for power system analysis.

7.1 | Advantages of Gauss Seidel Method for Load Flow Analysis in Power Distribution Feeder Lines

Some of the key advantages of the Gauss Seidel method are as follows:

I. Simplicity and ease of implementation: The method is straightforward to understand and can be easily programmed in computer software for efficient computation. This makes it a practical and user-friendly tool for analyzing complex power distribution systems [57].

II. Convergence properties: The method is known to converge quickly for most power system problems, providing accurate solutions in a relatively short amount of time. This is crucial for operators who need to perform load flow analysis on a regular basis to ensure the stability and reliability of the power distribution network [58].

III. It is well-suited for parallel processing, allowing for faster computation of large-scale power systems: This scalability makes it a versatile tool for analyzing distribution feeder lines with a high number of nodes and branches, which is common in modern power grids.

IV. It is robust and stable, even when dealing with ill-conditioned systems or systems with high levels of nonlinearity: This reliability ensures that the results obtained from the method can be trusted, making it a valuable tool for decision-making in power system planning and operation [59].

Overall, the Gauss Seidel method offers a range of advantages for load flow analysis in power distribution feeder lines, including simplicity, convergence properties, scalability and robustness.

7.2 | Disadvantages of Gauss Seidel Method for Load Flow Analysis in Power Distribution Feeder Lines

The major disadvantages of the Gauss Seidel method are:

I. Its slow convergence rate: This method requires multiple iterations to reach a solution, and the convergence rate can be affected by factors such as the size and complexity of the system. In large power distribution networks with many nodes and branches, the Gauss Seidel method may take a significant amount of time to converge, making it less efficient compared to other methods [60].

II. Its sensitivity to initial conditions: The convergence of the method can be highly dependent on the initial guess for the voltage magnitudes and angles at each node. If the initial conditions are not chosen carefully, the method may fail to converge or converge to an incorrect solution. This sensitivity can make the Gauss Seidel method less reliable and robust for load flow analysis in power distribution systems [52].

III. It may not always guarantee convergence to a unique solution: In certain cases, the method may converge to multiple solutions or fail to converge altogether. This lack of convergence can lead to inaccuracies in the load flow analysis results and make it difficult to determine the optimal operating conditions of the power distribution system [61], [62].

While the Gauss Seidel method is a widely used technique for load flow analysis in power distribution feeder lines, it is important to be aware of its limitations and disadvantages. The slow convergence rate, sensitivity to initial conditions, and lack of guarantee for convergence to a unique solution are all factors that can hinder the effectiveness of this method in certain scenarios.

8 | Characteristics of Load Flow Analysis Lines Using Fast Decouple Method

The fast decouple method is a widely used technique in load flow analysis that simplifies the calculations and reduces computational time. Some of the key characteristics of load flow analysis using fast decouple method are:

I. Its ability to handle large and complex power distribution systems: With the increasing demand for electricity and the integration of renewable energy sources, power distribution systems are becoming more intricate. The fast decouple method allows for the efficient analysis of these complex systems by decoupling the power flow equations into separate real and reactive power equations. This simplification reduces the computational burden and enables faster convergence of the load flow solution [63].

II. Its ability to handle unbalanced systems: In power distribution systems, unbalanced conditions can occur due to asymmetrical loads, faults, or other disturbances. The fast decouple method can easily accommodate unbalanced conditions by solving the real and reactive power equations separately for each phase. This capability is essential for ensuring the stability and reliability of power distribution feeder lines under varying operating conditions [64].

III. Its robustness and accuracy in load flow analysis: By decoupling the power flow equations, the method reduces the interdependencies between real and reactive power variables, leading to more stable and accurate solutions. This robustness is particularly important in power distribution systems where small changes in operating conditions can have significant impacts on system performance. The fast decouple method ensures that the load flow analysis results are reliable and consistent, even in the presence of uncertainties and disturbances [65].

The characteristics of load flow analysis in power distribution feeder lines using the fast decouple method make it a valuable tool for engineers and operators in the power industry. Its ability to handle large and complex systems, accommodate unbalanced conditions, and provide robust and accurate solutions makes it an essential technique for ensuring the efficient and reliable operation of power distribution systems [66]. Utilizing the fast decouple method in load flow analysis, the performance of feeder lines can be optimized to enhance the overall reliability of power distribution systems.

8.1 | Advantages of Fast Decouple Method for Load Flow Analysis in Power Distribution Feeder Lines

In power distribution feeder lines, where multiple loads are connected, accurate load flow analysis is essential to ensure efficient and reliable operation of the system [67]. One method that has gained popularity in recent years for load flow analysis in distribution feeder lines is the fast decouple method. The fast decouple method is a numerical technique that simplifies the load flow analysis by decoupling the power flow equations into two sets of equations - one for the voltage magnitudes and another for the voltage angles. This decoupling allows for faster convergence of the load flow solution, as the two sets of equations can be solved independently. This method has several advantages over traditional load flow methods, which make it a preferred choice for load flow analysis in distribution feeder lines. The advantages of the fast decouple method are highlighted as follows:

I. Computational efficiency: By decoupling the power flow equations, the method reduces the computational burden of solving the load flow equations, leading to faster convergence of the solution. This is particularly beneficial in distribution feeder lines, where the presence of multiple loads and complex network configurations can make traditional load flow methods computationally intensive and time-consuming [68].

II. Its ability to handle unbalanced and asymmetrical systems: In distribution feeder lines, the presence of unbalanced loads and asymmetrical network configurations can pose challenges for traditional load flow methods. The fast decouple method, however, is well-suited to handle such systems, as it allows for separate treatment of the voltage magnitudes and angles, making it easier to account for unbalanced conditions [69].

III. It is more robust and stable compared to traditional load flow methods: The decoupling of the power flow equations helps in reducing the likelihood of numerical instabilities and convergence issues, ensuring a more reliable and accurate load flow solution. This is particularly important in distribution feeder lines, where small changes in load conditions or network configurations can have significant impacts on system performance [70].

The fast decouple method offers several advantages for load flow analysis in power distribution feeder lines. Its computational efficiency, ability to handle unbalanced systems, and robustness make it a valuable tool for ensuring efficient and reliable operation of distribution systems. As the demand for more sophisticated and accurate load flow analysis continues to grow, the fast decouple method is likely to play an increasingly important role in power system planning and operation.

8.2 | Disadvantages of Fast Decouple Method for Load Flow Analysis in Power Distribution Feeder Lines

Fast decouple method is a widely used technique for load flow analysis in power distribution feeder lines. This method involves decoupling the power flow equations into two sets of equations, one for the voltage magnitudes and another for the voltage angles. While this method is efficient and computationally faster compared to other methods, it also has several disadvantages that need to be considered. The main disadvantages of the fast decouple method are as stated below:

I. It may not always provide accurate results: This is because the method assumes that the voltage angles are known and fixed, which may not always be the case in real-world scenarios. In situations where the voltage angles are not accurately known or are changing rapidly, the fast decouple method may lead to inaccurate results, potentially causing errors in the analysis of the power distribution feeder lines [71].

II. It may not be suitable for all types of power distribution systems: This method is based on certain assumptions and simplifications, which may not hold true for complex or non-linear systems. In such cases, the fast decouple method may not be able to accurately model the behavior of the power distribution feeder lines, leading to inaccurate results and potentially compromising the reliability and stability of the system [72].

III. It may also have limitations in terms of its ability to handle contingencies and disturbances in the power distribution system: Since this method decouples the power flow equations, it may not be able to accurately capture the dynamic behavior of the system during contingencies such as line outages or sudden changes in load. This can lead to inaccuracies in the analysis of the power distribution feeder lines and may hinder the ability to effectively manage and control the system during such events [73].

While the fast decouple method offers advantages in terms of computational efficiency and speed, it also has several disadvantages that need to be considered. The method may not always provide accurate results, may not be suitable for all types of power distribution systems, and may have limitations in handling contingencies and disturbances [75]. Therefore, it is important to carefully evaluate the suitability of the fast decouple method for load flow analysis in power distribution feeder lines and consider alternative methods that may offer more accurate and reliable results.

9 | Conclusion

Conventional analytical techniques like Newton-Raphson, Fast Decoupled Load Flow and Gauss-Seidel have been foundational for OLF investigation in distribution feeder systems. While the Newton-Raphson method offers high accuracy and fast convergence, its computational intensity can be a drawback for very large systems. The Fast Decoupled Load Flow provides a faster alternative but with potential accuracy compromises. The Gauss-Seidel method, though simple, suffers from slow and unreliable convergence for complex networks.

Despite their individual strengths, these conventional methods face challenges when dealing with the unique characteristics of modern distribution systems. Future advancements in OLF for distribution systems often

involve integrating these conventional power flow solvers with advanced optimization algorithms and incorporating uncertainty management techniques to address the evolving complexities of smart grids. Another solution is to optimize the operation of the feeder line by implementing advanced control strategies, such as load shedding or voltage regulation. By identifying potential issues and implementing appropriate solutions will ensure the electrical grid remains stable and resilient, even in the face of increasing demand and the integration of renewable energy sources.

Acknowledgments

The authors would like to express their sincere gratitude to all colleagues and collaborators who contributed to this research through their valuable insights and support.

Funding

This research received no specific grant from any funding agency in the public, commercial, or not-for-profit sectors.

Data Availability

The data that support the findings of this study are available from the corresponding author upon reasonable request.

References

[1] Okachi, S. E., Ogar, V. N., Bendor, S. A., Nkpeh, E. E., Ijeoma, E. E., Acha, G. O., & Ugochukwu, P. O. Automatic power factor correction of distribution feeder in calabar metropolis (A case study of federal housing feeder). *International research journal of modernization in engineering, technology and science (IRJMETS), 6*(4), 8608- 8639. https://doi.org/10.56726/IRJMETS53880

[2] Afolabi, O. A., Ali, W. H., Cofie, P., Fuller, J., Obiomon, P., & Kolawole, E. S. (2015). Analysis of the load flow problem in power system planning studies. *Energy and power engineering*, *7*(10), 509–523. https://www.academia.edu/download/119295093/e5a041d5efa6602003bf1b754aed4ef8ba18.pdf

[3] Kabalci, E. (2017). Reactive power compensation in AC power systems. In *Reactive power control in ac power systems: fundamentals and current issues* (pp. 275–315). Springer. https://doi.org/10.1007/978-3-319-51118-4_8

[4] Chakraborty, K., & Chakrabarti, A. (2015). *Soft computing techniques in voltage security analysis*. Springer. https://link.springer.com/book/10.1007/978-81-322-2307-8

[5] Broderick, R. J., Quiroz, J. E., Ellis, A., Reno, M. J., Smith, J., & Dugan, R. (2013). *Time series power flow analysis for distribution connected PV generation.* https://doi.org/10.2172/1088099

[6] Karimi, M., Mokhlis, H., Naidu, K., Uddin, S., & Bakar, A. H. A. (2016). Photovoltaic penetration issues and impacts in distribution network--A review. *Renewable and sustainable energy reviews*, *53*, 594–605. https://doi.org/10.1016/j.rser.2015.08.042

[7] Resener, M., Haffner, S., Pereira, L. A., & Pardalos, P. M. (2018). Optimization techniques applied to planning of electric power distribution systems: a bibliographic survey. *Energy systems*, *9*(3), 473–509. https://doi.org/10.1007/s12667-018-0276-x%0A%0A

[8] Thakurta, P. G., Belmans, R., & Van Hertem, D. (2015). Risk-based management of overloads caused by power injection uncertainties using power flow controlling devices. *IEEE transactions on power systems*, *30*(6), 3082–3092. https://doi.org/10.1109/TPWRS.2015.2388444

[9] Haider, Z. M., Mehmood, K. K., Khan, S. U., Khan, M. O., Wadood, A., & Rhee, S. B. (2021). Optimal management of a distribution feeder during contingency and overload conditions by harnessing the flexibility of smart loads. *IEEE access*, *9*, 40124–40139. https://doi.org/10.1109/ACCESS.2021.3064895

[10] Bottler, S., & Weindl, C. (2023). State-space load flow calculation of an energy system with sector-coupling technologies. *Energies*, *16*(12), 4803. https://doi.org/10.3390/en16124803

[11] Subedi, S., Rauniyar, M., Ishaq, S., Hansen, T. M., Tonkoski, R., Shirazi, M., … & Cicilio, P. (2021). Review of methods to accelerate electromagnetic transient simulation of power systems. *IEEE access*, *9*, 89714–89731. https://doi.org/10.1109/ACCESS.2021.3090320

[12] Awad, N. H., Ali, M. Z., Mallipeddi, R., & Suganthan, P. N. (2019). An efficient differential evolution algorithm for stochastic OPF based active-reactive power dispatch problem considering renewable generators. *Applied soft computing*, *76*, 445–458. https://doi.org/10.1016/j.asoc.2018.12.025

[13] Monyei, C. G., Adewumi, A. O., Obolo, M. O., & Sajou, B. (2018). Nigeria's energy poverty: Insights and implications for smart policies and framework towards a smart Nigeria electricity network. *Renewable and sustainable energy reviews*, *81*, 1582–1601. https://uwe-repository.worktribe.com/file/872623/1/RSER.pdf

[14] Nworah, K., Abia, E., & Ekanem, I. (2024). A technical review on the conventional analytical techniques for optimal load flow investigation on distribution feeder systems network. *Optimality*. https://doi.org/10.22105/opt.vi.70

[15] Ismail, B., Wahab, N. I. A., Othman, M. L., Radzi, M. A. M., Vijyakumar, K. N., & Naain, M. N. M. (2020). A comprehensive review on optimal location and sizing of reactive power compensation using hybrid-based approaches for power loss reduction, voltage stability improvement, voltage profile enhancement and loadability enhancement. *IEEE access*, *8*, 222733–222765. https://doi.org/10.1109/ACCESS.2020.3043297

[16] Papazoglou, G., & Biskas, P. (2023). Review and comparison of genetic algorithm and particle swarm optimization in the optimal power flow problem. *Energies*, *16*(3), 1152. https://doi.org/10.3390/en16031152

[17] Arefin, A. A., Baba, M., Singh, N. S. S., Nor, N. B. M., Sheikh, M. A., Kannan, R., … & Mathur, N. (2022). Review of the techniques of the data analytics and islanding detection of distribution systems using phasor measurement unit data. *Electronics*, *11*(18), 2967. https://doi.org/10.3390/electronics11182967

[18] Kazmi, S. A. A., Shahzad, M. K., Khan, A. Z., & Shin, D. R. (2017). Smart distribution networks: A review of modern distribution concepts from a planning perspective. *Energies*, *10*(4), 501. https://doi.org/10.3390/en10040501

[19] Theo, W. L., Lim, J. S., Ho, W. S., Hashim, H., & Lee, C. T. (2017). Review of distributed generation (DG) system planning and optimisation techniques: Comparison of numerical and mathematical modelling methods. *Renewable and sustainable energy reviews*, *67*, 531–573. https://doi.org/10.1016/j.rser.2016.09.063

[20] Adefarati, T., & Bansal, R. C. (2017). Reliability assessment of distribution system with the integration of renewable distributed generation. *Applied energy*, *185*, 158–171. https://doi.org/10.1016/j.apenergy.2016.10.087

[21] El-Hawary, M. E. (2014). The smart grid—state-of-the-art and future trends. *Electric power components and systems*, *42*(3–4), 239–250. https://www.tandfonline.com/doi/pdf/10.1080/15325008.2013.868558

[22] Krishnan, V., Ho, J., Hobbs, B. F., Liu, A. L., McCalley, J. D., Shahidehpour, M., & Zheng, Q. P. (2016). Co-optimization of electricity transmission and generation resources for planning and policy analysis: review of concepts and modeling approaches. *Energy systems*, *7*(2), 297–332. https://doi.org/10.1007/s12667-015-0158-4%0A%0A

[23] Dashti, R., & Rouhandeh, M. (2023). Power distribution system planning framework (A comprehensive review). *Energy strategy reviews*, *50*, 101256. https://doi.org/10.1016/j.esr.2023.101256

[24] Keane, A., Ochoa, L. F., Borges, C. L. T., Ault, G. W., Alarcon-Rodriguez, A. D., Currie, R. A. F., … Harrison, G. P. (2012). State-of-the-art techniques and challenges ahead for distributed generation planning and optimization. *IEEE transactions on power systems*, *28*(2), 1493–1502. https://doi.org/10.1109/TPWRS.2012.2214406

[25] Islam, R., Rivin, M. A. H., Sultana, S., Asif, M. D. A. B., Mohammad, M., & Rahaman, M. (2025). Machine learning for power system stability and control. *Results in engineering*, 105355. https://doi.org/10.1016/j.rineng.2025.105355

[26] Viral, R., & Khatod, D. K. (2012). Optimal planning of distributed generation systems in distribution system: A review. *Renewable and sustainable energy reviews*, *16*(7), 5146–5165. https://doi.org/10.1016/j.rser.2012.05.020

[27] Dawn, S., Ramakrishna, A., Ramesh, M., Das, S. S., Rao, K. D., Islam, M. M., & Selim Ustun, T. (2024). Integration of renewable energy in microgrids and smart grids in deregulated power systems: a comparative exploration. *Advanced energy and sustainability research*, *5*(10), 2400088. https://doi.org/10.1002/aesr.202400088

[28] Sendin, A., Peña, I., & Angueira, P. (2014). Strategies for power line communications smart metering network deployment. *Energies*, *7*(4), 2377–2420. https://doi.org/10.3390/en7042377

[29] Yin, S. A., & Lu, C. N. (2009). Distribution feeder scheduling considering variable load profile and outage costs. *IEEE transactions on power systems*, *24*(2), 652–660. https://doi.org/10.1109/TPWRS.2009.2016300

[30] Walling, R. A., Saint, R., Dugan, R. C., Burke, J., & Kojovic, L. A. (2008). Summary of distributed resources impact on power delivery systems. *IEEE transactions on power delivery*, *23*(3), 1636–1644. https://doi.org/10.1109/TPWRD.2007.909115

[31] Dugan, R. C., & McDermott, T. E. (2001). *Operating conflicts for distributed generation on distribution systems* [presentation]. 2001 rural electric power conference. papers presented at the 45th annual conference (cat. no. 01ch37214) (pp. A3-1). https://doi.org/10.1109/REPCON.2001.949511

[32] Trias, A. (2012). The holomorphic embedding load flow method. *2012 IEEE power and energy society general meeting* (pp. 1-8). IEEE. https://doi.org/10.1109/PESGM.2012.6344759

[33] Goswami, G., & Goswami, P. K. (2021). A design analysis and implementation of PI, PID and fuzzy supervised shunt APF at nonlinear load application to improve power quality and system reliability. *International journal of system assurance engineering and management*, *12*(6), 1247–1261. https://doi.org/10.1007/s13198-021-01179-8%0A%0A

[34] Yazdavar, A. H., Shaaban, M. F., El-Saadany, E. F., Salama, M. M. A., & Zeineldin, H. H. (2020). Optimal planning of distributed generators and shunt capacitors in isolated microgrids with nonlinear loads. *IEEE transactions on sustainable energy*, *11*(4), 2732–2744. https://doi.org/10.1109/TSTE.2020.2973086

[35] Amrr, S. M., Asghar, M. S. J., Ashraf, I., Meraj, M., & others. (2020). A comprehensive review of power flow controllers in interconnected power system networks. *IEEE access*, *8*, 18036–18063. https://doi.org/10.1109/ACCESS.2020.2968461

[36] Vaiman, M., Chen, Y., Chowdhury, B., Dobson, I., Hines, P., Papic, M., & Zhang, P. (2011). Risk assessment of cascading outages: Methodologies and challenges. *IEEE transactions on power systems*, *27*(2), 631–641. https://doi.org/10.1109/TPWRS.2011.2177868

[37] Dashti, R., Daisy, M., Mirshekali, H., Shaker, H. R., & Aliabadi, M. H. (2021). A survey of fault prediction and location methods in electrical energy distribution networks. *Measurement*, *184*, 109947. https://doi.org/10.1016/j.measurement.2021.109947

[38] Amin, S. M. (2011). Smart grid: Overview, issues and opportunities. advances and challenges in sensing, modeling, simulation, optimization and control. *European journal of control*, *17*(5–6), 547–567. https://doi.org/10.3166/ejc.17.547-567

[39] Husain, T., & Ansari, M. M. (2016). Distribution load flow analysis for radial and mesh distribution system. *International journal of electrical engineering and technology (ijeet)*, *7*(3), 157-168. http://www.iaeme.com/ijeet/issues.asp?JType=IJEET&VType=7&IType=3

[40] Moradi, M. H., Foroutan, V. B., & Abedini, M. (2017). Power flow analysis in islanded Micro-Grids via modeling different operational modes of DGs: A review and a new approach. *Renewable and sustainable energy reviews*, *69*, 248–262. https://doi.org/10.1016/j.rser.2016.11.156

[41] Shakarami, M. R., Beiranvand, H., Beiranvand, A., & Sharifipour, E. (2017). A recursive power flow method for radial distribution networks: Analysis, solvability and convergence. *International journal of electrical power & energy systems*, *86*, 71–80. https://doi.org/10.1016/j.ijepes.2016.10.002

[42] Yan, P., & Sekar, A. (2005). Analysis of radial distribution systems with embedded series FACTS devices using a fast line flow-based algorithm. *IEEE transactions on power systems*, *20*(4), 1775–1782. https://doi.org/10.1109/TPWRS.2005.856986

[43] Conejo, A. J., & Baringo, L. (2018). *Power system operations* (Vol. 11). Springer. https://doi.org/10.1007/978-3-319-69407-8

[44] De-Mel, I., Klymenko, O. V, & Short, M. (2022). Balancing accuracy and complexity in optimisation models of distributed energy systems and microgrids with optimal power flow: A review. *Sustainable energy technologies and assessments*, *52*, 102066. https://doi.org/10.1016/j.seta.2022.102066

[45] Raza, M. (2014). Load flow calculation and its application. *PowerFactory applications for power system analysis* (pp. 1–25). Springer. https://doi.org/10.1007/978-3-319-12958-7_1%0A%0A

[46] Zad, B. B., Hasanvand, H., Lobry, J., & Vallée, F. (2015). Optimal reactive power control of DGs for voltage regulation of MV distribution systems using sensitivity analysis method and PSO algorithm. *International journal of electrical power & energy systems*, *68*, 52–60. https://doi.org/10.1016/j.ijepes.2014.12.046

[47] Kulworawanichpong, T. (2010). Simplified Newton-Raphson power-flow solution method. *International journal of electrical power & energy systems*, *32*(6), 551–558. https://doi.org/10.1016/j.ijepes.2009.11.011

[48] Lee, J. O., Kim, Y. S., & Jeon, J. H. (2022). Generic power flow algorithm for bipolar DC microgrids based on Newton-Raphson method. *International journal of electrical power & energy systems*, *142*, 108357. https://doi.org/10.1016/j.ijepes.2022.108357

[49] Swain, A., Abdellatif, E., Mousa, A., & Pong, P. W. T. (2022). Sensor technologies for transmission and distribution systems: A review of the latest developments. *Energies*, *15*(19), 7339. https://doi.org/10.3390/en15197339

[50] Mousa, H. H. H., Mahmoud, K., & Lehtonen, M. (2024). A comprehensive review on recent developments of hosting capacity estimation and optimization for active distribution networks. *IEEe access*, *12*, 18545–18593. https://doi.org/10.1109/ACCESS.2024.3359431

[51] Shi, Z., Yao, W., Li, Z., Zeng, L., Zhao, Y., Zhang, R., … & Wen, J. (2020). Artificial intelligence techniques for stability analysis and control in smart grids: Methodologies, applications, challenges and future directions. *Applied energy*, *278*, 115733. https://doi.org/10.1016/j.apenergy.2020.115733

[52] Jereminov, M., Pandey, A., Song, H. A., Hooi, B., Faloutsos, C., & Pileggi, L. (2017, September). Linear load model for robust power system analysis. *2017 IEEE PES innovative smart grid technologies conference europe (ISGT-Europe)* (pp. 1-6). IEEE. https://doi.org/10.1109/ISGTEurope.2017.8260315

[53] Pandey, A., Jereminov, M., Wagner, M. R., Bromberg, D. M., Hug, G., & Pileggi, L. (2018). Robust power flow and three-phase power flow analyses. *IEEE transactions on power systems*, *34*(1), 616–626. https://doi.org/10.1109/TPWRS.2018.2863042

[54] Alayande, A. S., Jimoh, A. A., & Yusuff, A. A. (2017). Approaches for solving modern power system problems—a review. *2017 ieee africon*, 1214–1219. https://doi.org/10.1109/AFRCON.2017.8095655

[55] Abbasi, A. R., & Mohammadi, M. (2023). Probabilistic load flow in distribution networks: An updated and comprehensive review with a new classification proposal. *Electric power systems research*, *222*, 109497. https://doi.org/10.1016/j.epsr.2023.109497

[56] Adejumobi, I. A., Adepoju, G. A., & Hamzat, K. A. (2013). Iterative techniques for load flow study: A comparative study for nigerian 330kv grid system as a case study. *International journal of engineering and advanced technology*, *3*(1), 4–11. https://www.ijeat.org/wp-content/uploads/papers/v3i1/F2043082613.pdf

[57] Barrenechea, R., de Vicuña, L. G., Castilla, M., Rypin, F., & Paiva-Mata, P. (2022). Variations of the Gauss Seidel and the gauss implicit z-bus load flow methods for primary-secondary integrated distribution grids. *Electric power systems research*, *210*, 108061. https://doi.org/10.1016/j.epsr.2022.108061

[58] Alnabi, L. A., Dhaher, A. K., & Essa, M. B. (2022). Optimal allocation of distributed generation with reconfiguration by genetic algorithm using both newton raphson and gauss seidel methods for power losses minimizing. *International journal of intelligent engineering & systems*, *15*(1), 464-476. https://doi.org/10.22266/ijies2022.0228.42

[59] Awad, M. (2023). *Investigating the Best Methods to solve linear simultaneous equations and the impact on their high school students' achievement in Algebra: A case study in a private American school in Dubai* (Thesis). https://www.proquest.com/openview/a8512e710db64ce11c24f08a048a77e1/1?pq-origsite=gscholar&cbl=2026366&diss=y

[60] Montoya, O. D., Gil-González, W., & Garces, A. (2020). Numerical methods for power flow analysis in DC networks: State of the art, methods and challenges. *International journal of electrical power & energy systems*, *123*, 106299. https://doi.org/10.1016/j.ijepes.2020.106299

[61] Rangavalli, V., & Komma Lavanya, D. (2022). Analysis of IEEE 33, 34 and 69 Bus Systems using Gauss Seidel. *International journal for research in applied science and engineering technology*, *10*(6), 3867–3871. https://doi.org/10.22214/ijraset.2022.44764

[62] Ahmadi, H., Vahidi, B., Aghaee, S. S., Hosseinian, S. H., & Mosallanejad, A. (2020). A new load-flow method in distribution networks based on an approximation voltage-dependent load model in extensive presence of distributed generation sources. *AUT journal of electrical engineering*, *52*(2), 133–146. https://doi.org/10.22060/eej.2020.18258.5348

[63] Teja, B. R., Murty, V., Kumar, A., & others. (2016). An efficient and simple load flow approach for radial and meshed distribution networks. *International journal of grid and distributed computing*, *9*(2), 85–102. http://dx.doi.org/10.14257/ijgdc.2016.9.2.09

[64] Ghosh, S., & Sherpa, K. S. (2008). An efficient method for load-flow solution of radial distribution networks. *International journal of electrical, computer, energetic, electronic and communication engineering*, *2*(9), 2094-2101. https://www.researchgate.net

[65] Visali, N., Reddy, M. S. K., & Reddy, M. S. (2014). A modified unbalanced load flow solution using branch incidence matrix. *I-manager's journal on electrical engineering*, *7*(3), 27. https://doi.org/10.26634/jee.7.3.2706

[66] Portelinha, R. K., Durce, C. C., Tortelli, O. L., & Lourenço, E. M. (2021). Fast-decoupled power flow method for integrated analysis of transmission and distribution systems. *Electric power systems research*, *196*, 107215. https://doi.org/10.1016/j.epsr.2021.107215

[67] Rafi, F. H. M., Hossain, M. J., Rahman, M. S., & Taghizadeh, S. (2020). An overview of unbalance compensation techniques using power electronic converters for active distribution systems with renewable generation. *Renewable and sustainable energy reviews*, *125*, 109812. https://doi.org/10.1016/j.rser.2020.109812

[68] Roald, L., Misra, S., Krause, T., & Andersson, G. (2016). Corrective control to handle forecast uncertainty: A chance constrained optimal power flow. *IEEE transactions on power systems*, *32*(2), 1626–1637. https://doi.org/10.1109/TPWRS.2016.2602805

[69] Kahrobaeian, A., & Mohamed, Y. A. R. I. (2013). Analysis and mitigation of low-frequency instabilities in autonomous medium-voltage converter-based microgrids with dynamic loads. *IEEE transactions on industrial electronics*, *61*(4), 1643–1658. https://doi.org/10.1109/TIE.2013.2264790

[70] Ghiasi, M. (2018). A detailed study for load flow analysis in distributed power system. *International journal of industrial electronics control and optimization*, *1*(2), 153–160. https://doi.org/10.22111/ieco.2018.24423.1027

[71] Guamán, W. P., Pesántez, G. N., Proaño, X. A., Pérez, E. M., & Tigse, W. V. (2020). Power flow solution combining newton-raphson and fast decoupled methods. *International conference on innovation and research* (pp. 222-233). https://doi.org/10.1007/978-3-030-60467-7_19%0A%0A

[72] Al-Jaafreh, M. A. A., & Mokryani, G. (2019). Planning and operation of LV distribution networks: A comprehensive review. *IET energy systems integration*, *1*(3), 133–146. https://doi.org/10.1049/iet-esi.2019.0013

[73] Su, J., Lie, T. T., & Zamora, R. (2020). Integration of electric vehicles in distribution network considering dynamic power imbalance issue. *IEEE transactions on industry applications*, *56*(5), 5913–5923. https://doi.org/10.1109/TIA.2020.2990106

[74] Táczi, I., Sinkovics, B., Vokony, I., & Hartmann, B. (2021). The challenges of low voltage distribution system state estimation—an application oriented review. *Energies*, *14*(17), 5363. https://doi.org/10.3390/en14175363

[75] Dobbe, R., van Westering, W., Liu, S., Arnold, D., Callaway, D., & Tomlin, C. (2019). Linear single-and three-phase voltage forecasting and Bayesian state estimation with limited sensing. *IEEE transactions on power systems*, *35*(3), 1674–1683. https://doi.org/10.1109/TPWRS.2019.2955893

[76] Bizzarri, F., Brambilla, A., Gajani, G. S., & Banerjee, S. (2014). Simulation of real world circuits: Extending conventional analysis methods to circuits described by heterogeneous languages. *IEEE circuits and systems magazine*, *14*(4), 51–70. https://doi.org/10.1109/MCAS.2014.2360803

[77] Wang, H., Wang, Q., Tang, Y., & Ye, Y. (2022). Spatial load migration in a power system: Concept, potential and prospects. *International journal of electrical power & energy systems*, *140*, 107926. https://doi.org/10.1016/j.ijepes.2021.107926